



**PERFORMANCE DATA SHEET
NEMA PREMIUM NR CAN NEMA 12 - 12**

Catalogue #: MQSP-1004TL

HP	kW	Voltage	S.F. @ 60Hz	Efficiency	Power Factor	Frame	Design	L.R. Amps
10	7,46	230/460	1,15	91,7%	0,837	215TC	B	81

60 Hz								
FLA							Code	F.L. RPM
208	230	416	460	480	575	600		
/	24,4	/	12,2	/	/	/	H	1760

50 Hz								
FLA			S.F. @ 50Hz	Efficiency	Power Factor	Code	F.L. RPM	
190	380	415						
30,0	15	/	1,00	89,5%	0,84	H	1450	

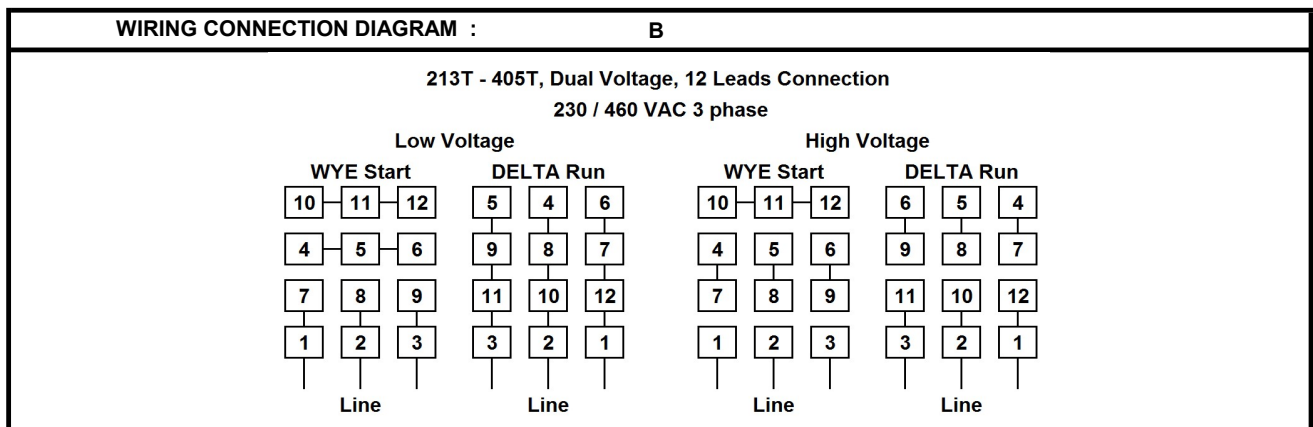
Wgt. Lbs	PH	Duty	Insul. Class	Amb.	Elevation	Temp. Rise° C
200	3	Cont.	F	40°C	1000M (3300 Ft)	53

% Efficiency		% Power Factor		Torque		Winding Resist. Ω	Safe Cold Start (Secs)
Full Load:	91,7%	Full Load:	0,84	Full Load Ft/Lbs	29,8		
3/4 Load:	91,6%	3/4 Load:	0,78	Locked Rotor %	190		
1/2 Load:	91,2%	1/2 Load:	0,67	Break Down %	250	1,06	12

Rotor Inertia Wk2 Lb-Ft2	Max Load Inertia Wk2 Lb-Ft2	Shaft Material	Frame Material	DE Bracket Type	ODE Bracket Type	Enclosure	NEMA Rating	Lead Wire Size
0,71	75	304SS	Stainless Steel			TEFC	IP69K	14 AWG

Ball Bearings		Grease	Mount Type	Orientation	Paint	Sound Pressure @ 3FT	Sound Power
DE	ODE						
6308	6208	Sealed Bearings	Foot	Horizontal	-	69	79

Inverter Duty. Motor meets MG1 parts 31.4.4.2	Constant Torque Range	Variable Torque Range	Constant HP RPM
	10:1	20:1	2700

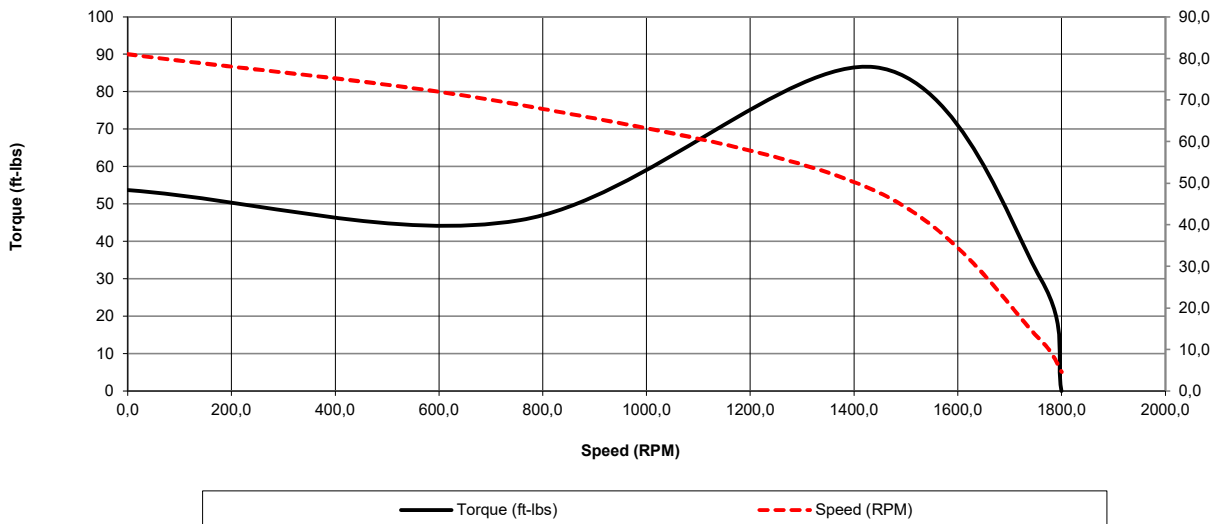


Date: 2024-01-29
 Customer: _____
 Contact: _____
 Submittee: J.C. Lavallée

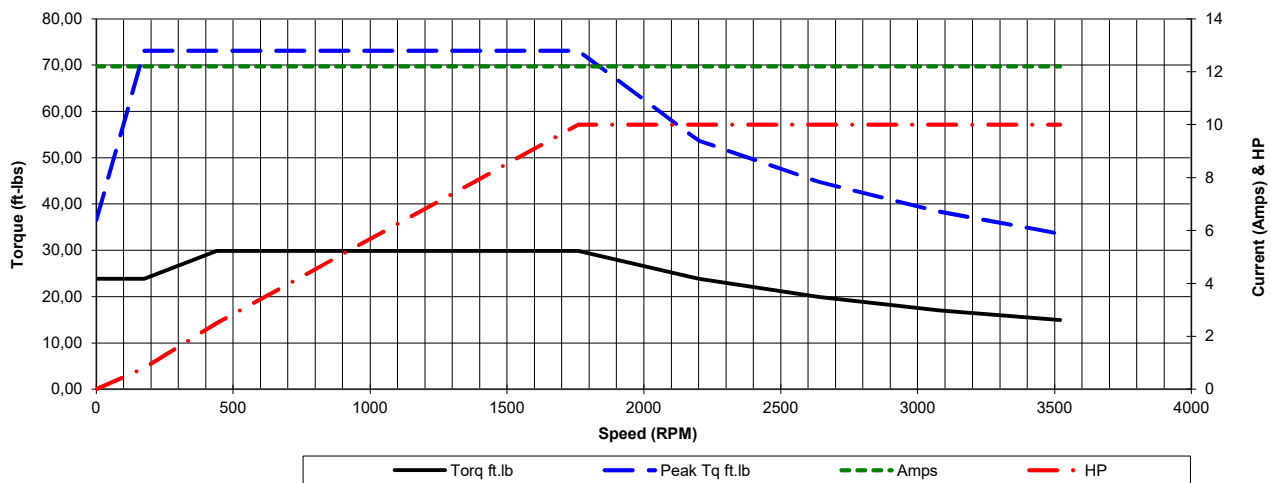
Catalogue #: **MQSP-1004TL**

NEMA PREMIUM NR CAN NEMA 12 - 12										
HP	VAC	RPM	Enclosure	Frame	Frequency	Design	Poles	LR Code Letter	Insulation Class	Temp. Rise °C
10	460	1760	TEFC	215TC	60	B	4	H	F	53
	0Hz	6Hz	15Hz	30Hz	45Hz	60Hz	75Hz	90Hz	105Hz	120Hz
Amps	12,2	12,2	12,2	12,2	12,2	12,2	12,2	12,2	12,2	12,2
RPM	0	176	440	880	1320	1760	2200	2640	3080	3520
Torq ft.lb	23,87	23,87	29,84	29,84	29,84	29,84	23,87	19,89	17,05	14,92
Peak Tq ft.lb	36,56	73,11	73,11	73,11	73,11	73,11	53,71	44,76	38,37	33,57
HP	0	0,8	2,5	5,0	7,5	10,0	10,0	10,0	10,0	10,0
	Locked Rotor	Pull-Up	Breakdown	Rated Load	Idle	Duty	S. F.	Ambient	Elevation	dBA @ 1M
Speed (RPM)	0,0	756	1440	1760	1800	Continuous	1,15	40°C	3,300 ft	69
Current (Amps)	81,0	68,9	48,2	12,2	4,6	VFD Rating: Meets MG1 parts 31.4.4.2				
Torque (ft-lbs)	53,7	45,7	86,5	29,8	0,0	CT	10:1	VT	20:1	

Motor Speed Data



Motor Torque Capability vs RPM



Date: 2024-01-29
 Customer: _____
 Contact: _____
 Submittee: J.C. Lavallée

Catalogue #: **MQSP-1004TL**

NEMA PREMIUM NR CAN NEMA 12 - 12										
HP	VAC	RPM	Enclosure	Frame	Frequency	Design	Poles	LR Code Letter	Insulation Class	Temp. Rise °C
10	460	1760	TEFC	215TC	60	B	4	H	F	53
Load %	0%	25%	50%	75%	100%	125%	150%			
Amps	4,64	5,21	7,22	9,53	12,20	14,95	17,85			
Torq ft/lbs	0	7,34	14,75	22,25	29,84	37,51	45,28			
RPM	0	1790	1780	1770	1760	1750	1740			
Eff	0	76,61	91,20	91,60	91,70	91,70	91,70			
PF	0	44,4	67	78	83,7	85,4	85,8			
	Locked Rotor	Pull-Up	Breakdown	Rated Load	Idle	Duty	S. F.	Ambient	Elevation	dB(A) @ 1M
Speed (RPM)	0	756	1440	1760	1800	Continuous	1,15	40°C	3,300 ft	69
Current (Amps)	81	68,9	48,2	12,2	4,636	VFD Rating: Meets MG1 parts 31.4.4.2				
Torque (ft-lbs)	53,71	45,66	86,54	29,84	0,0	CT	10:1	VT	20:1	

